





# Mira 5

## Mira 5 Laser Cutting Machine

---



The all-in-one solution features sophisticated, CleanPack technology...with a built-in water-cooling system, exhaust fan, air assist pump, and more! This desktop laser cutter is perfect for entrepreneurs, whether you run a home business, lean start-up or DIY maker spaces.

## Description

---

The Mira series benchtop laser engraver is unique, unlike other products on the market where all of the components are typically on the exterior, are now inside with our clean pack design.

This means less space is required for the Mira series.

This desktop laser cutter is one of the fastest in its class the Mira can achieve 5G of acceleration resulting in scan speeds of up to 1200 mm/sec and cutting speeds of up to 680 mm/sec. Saving you time and allowing you to make more money.

Some techy features we are proud to showcase are a red dot pointer built into the laser engraving path making it easy to set your starting position. The autofocus comes in handy when you are adjusting the bed height for a variety of material thicknesses. The front pass through door provides the advantage of placing oversized materials on the laser cutter.

Built in rotary plug to utilize rotary lathes, rotary rollers for tumblers etc.

No wiring required, the machine comes with all of the ports and interfaces needed to get the most out of your laser engraver.

PC or Mac via USB, Ethernet or WiFi. The controller has a built in 256 MB of onboard memory for storing repetitive jobs, you can also run programs straight from a USB Flash Drive.

## Product Feature

---




Clean pack design Built-in Water Cooling System, Exhaust Fan and Air Assist Pump




### **Red dot pointer and autofocus**

The red dot pointer built into the laser engraving path makes it easy to set your starting position. The autofocus comes in handy when you are adjusting the bed height for a variety of material thicknesses or switching jobs on the fly.



### **Two table styles (honeycomb and knife table)**

The Mira comes standard with two table types which are honeycomb for extra support and small objects and the aluminum knife table to allow for small cutouts to fall between the knives to clean out later and there is less material surface in contact with your substrate.



### **Engraving speed up to 1200mm/s**

With the acceleration reaching up to 5G this little machine flies! Allowing the laser head to move around the table at rapid speeds without interrupting the cut or engraving process even with a wide range of power selected.



### **Flexibility built in for upgrades**

You have the ability to order a mira with laser tube wattage ranging from 30w-100w and you can also outfit the Mira with a traditional glass tube or a premium RF laser tube. Lens options ranging from 1.5-2.5" allowing for a variety of materials and crisp engravings.



### **Built in Rotary device connector**


Built in rotary plug to utilize the PiBurn rotary attachment, rotary lathes and rotary rollers for tumblers.



### **Software**

We absolutely recommend Lightburn and believe you will love it just as much as we do.

The software comes highly recommend from laser users and is incredibly intuitive.



### **Wifi and communication ports**

For easy connectivity allowing you to send files wirelessly and control your machine from your computer.



### **Low maintenance**

The motion components of the laser are isolated from the work bed limiting exposure to dust and debris. Minimizing the need for maintenance and frequent cleaning.



### Safety

Equipped with an emergency stop button and a door sensor which stops the laser from cutting and moving if contact is broken. The glass door is tempered and the built in exhaust works great at removing the fumes from the working area. The Mira series come with a fire extinguisher and laser safety glasses.



### Rotary Device


These rotary fixtures can be used for various products, from cylindrical and flat to round objects. Whether you are planning to work with mugs or small hardware such as rings, bracelets, Pens, Bearings, etc. It is fast and easy to mount and dismount with a rotary accessory.



### Light Burn

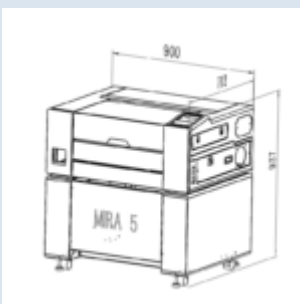
LightBurn software works on windows and Macs and is a layout, editing, and control software for your laser cutter. With LightBurn you can:

- Import artwork in a variety of common vector graphic and image formats (including AI, PDF, SVG, DXF, PLT, PNG, JPG, GIF, BMP)
- Apply settings like power, speed, number of passes, cut order, brightness & contrast, dithering mode, and much more
- Send the result directly to your laser cutter



### Installed Camera + Mount

Enjoy the benefits of a birds eye view to assist you with confirming where your design will appear by seeing a digital overlay of your design as it would appear on the material and laser path before firing the laser beam. This would ensure accurate placement of your design on the material further reducing material waste and eliminating test cuts.



### Mira Stand

A Mira laser stand is made from steel, it allows for basic storage accessed from behind the stand. Note, there are no drawers on this stand.

## Physical Features

Specification	MM	INCH
Horizontal Processing Envelope	500x300mm	19.68 inch x 11.81 inch
Vertical Processing Envelope	100mm	3.93 inch
Fume Port Size	100mm	3.93 inch
Fume Extractor CFM	Yes	Yes
Chiller (Litre Capacity)	2L Chiller	2L Chiller
Centralized Lubrication	No	No
Levelling Castors	No	No
Machine Footprint	900mm*710mm*430mm	900mm*710mm*430mm
Electrical Cabinet Size	Internal	Internal
Mira Footprint without stand	900mm*710mm*430mm	35.43 inch * 27.95 inch * 16.92 inch
Mira Footprint With Stand	900 * 712 * 937	35.43 * 28.03 * 36.88 inch
Net Weight	105Kg/235 pounds	105Kg/235 pounds
Gross Weight	125Kg/280 pounds	125Kg/280 pounds
Crate Size	1000 * 800 * 560 mm	39.37 * 31.49 * 22.04 inch

## Power

Specification	MM	INCH
Voltage	110v	110v
Optional Voltage		
Power Requirement	630W (+Laser Tube)	630W (+Laser Tube)

## Laser Power Options (watts)

Specification	MM	INCH
Standard Laser Wattage	40W	40W
Co2 Glass Tube (Option)	30/40/60W	30/40/60W

Specification	MM	INCH
RF Metal Tube (Option)	RF 30W, Davi Laser	RF 30W, Davi Laser
Ceramic Tube (Option)	40-100W Iradion made in the USA	40-100W Iradion made in the USA
Frequency	10600 nm	10600 nm
Laser Classification	Class 4 laser products, as defined in International Standard IEC 60825-1	Class 4 laser products, as defined in International Standard IEC 60825-1

## Performance

Specification	MM	INCH
Positioning Accuracy	<=0.01mm	<=0.00039 inch
Max Scanning Precision	4000 DPI	4000 DPI
AutoFocus	Yes	Yes
Red Dot Positioning	Beam combiner	Beam combiner
Cooling Method Laser Head	Builtin Air Pump	Builtin Air Pump
Engraving Speed	1200mm/s	47.24 inch/s
Max Acceleration Speed	5G	5G
Cutting Thickness	0-10mm (depends on different materials)	0-0.39 inch (depends on different materials)
Minimum Font Size	1.0x1.0mm	0.03 inch x 0.03 inch
Interface	Keypad & LCD display	Keypad & LCD display
Built In Operating System	Yes	Yes
Compatible Operating Systems	Windows & Mac	Windows & Mac
Screen Size	70mm * 50mm	2.75in x 2.0in
Touch Screen	Yes	Yes
Operating System	Ruida Controller	Ruida Controller
Inputs	Rotary, Camera	Rotary, Camera
Wifi	Yes	Yes

Specification	MM	INCH
Operating Temperature	10 to 40°C (50 to 104 F)	10 to 40°C (50 to 104 F)

## Optics

---

Specification	MM	INCH
1.5" Focal Lens	Yes	Yes
2.0" Focal Lens	Yes	Yes
2.5" Focal Lens	Yes	Yes
3.0" Focal Lens	No	No
4.0" Focal Lens	No	No

## Material Handling

---

Specification	MM	INCH
Flow through Honey comb table	Yes	Yes
Automatic Z table	Yes	Yes
Knife table	No	No
Material Tray	Yes	Yes

## Safety

---

Specification	MM	INCH
Limit Sensor On Door	Yes	Yes

## Software

---

Specification	MM	INCH
RD Works	Yes	Yes
Other Compatible Software	Lightburn / CorelDraw / Photoshop / AutoCAD / All kinds of Embroidery Software	Lightburn / CorelDraw / Photoshop / AutoCAD / All kinds of Embroidery Software

Specification	MM	INCH
Graphic Format Supported	DSP / PLT / BMP / DXF / AI / DWG	DSP / PLT / BMP / DXF / AI / DWG
Wifi Data Transfer	Yes	Yes
Wifi Control	Yes	Yes